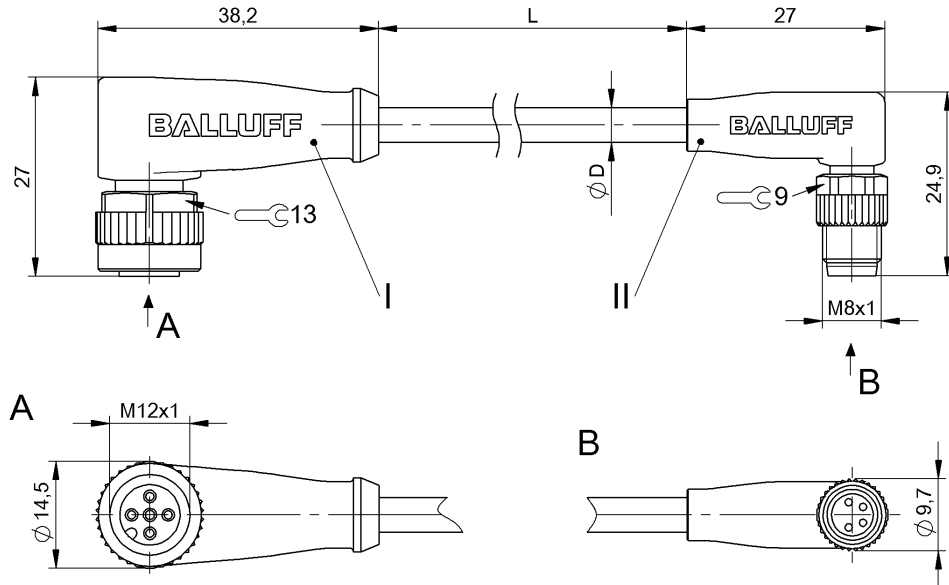


Double-Ended Cordsets  
**BCC M425-M324-3F-304-PX0434-003**  
**Order Code: BCC03T6**

# BALLUFF



### Basic features

Approval/Conformity	CE cULus WEEE
---------------------	---------------------

### Electrical connection

Bending radius min., fixed cable	5 x D
Bending radius min., flexible cable	10 x D
Cable	PUR black, 0.3 m, drag chain compatible
Cable diameter D	4.70 mm ±0.20 mm
Cable, bending cycles min.	5 mil.
Cable, torsion stress	±180°/m
Conductor cross-section	0.34 mm <sup>2</sup>
Connection 1	M12x1-Female, angled, 5-pin, A-coded
Connection 2	M8x1-Male, angled, 4-pin, A-coded
Number of conductors	4
System	Molded/Molded

### Electrical data

Operating voltage Ub	60 VDC / 60 VAC
Rated current (40 °C)	4.0 A

### Environmental conditions

Cable temperature UL max., fixed routing	80 °C
Cable temperature UL max., flexible routing	80 °C
Cable temperature, drag chain	-25...60 °C
Cable temperature, fixed routing	-50...90 °C
Cable temperature, flexible routing	-25...90 °C
IP rating	IP67, IP68, IP69K/IP67, IP69K

### Interface

Switching output	Complementary
------------------	---------------

### Material

Cable jacket, material	PUR
Material contact carrier	PUR/PUR
Material contacts	Bronze/Brass
Material cover nut	Die-cast zinc/Die-cast zinc or nickel plated brass
Material grip	PUR/PUR

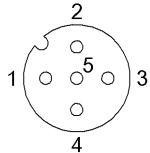
### Mechanical data

Acceleration max., drag chain	5 m/s <sup>2</sup>
Cable jacket, color	black
Cable length L	0.30 m
Cable properties	drag chain compatible
Horizontal travel permitted, drag chain	5 m
Tightening torque pigtail	0.6 Nm/0.4 Nm
Traverse speed max., drag chain	200 m/min
Vertical travel permitted, drag chain	5 m

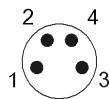
## Remarks

Cable construction acc. to UL-AWM Style 20549  
Halogen-free per DIN VDE 0472 Part 815  
Silicone-free  
Flame-retarding acc. to IEC 60332-2  
Enclosure rating per IEC 60529 or 20653, only in screwed state with the associated mating piece.

## Connector Drawings



I  
PIN 1: brown  
PIN 2: white  
PIN 3: blue  
PIN 4: black  
PIN 5: not used



II  
PIN 1: brown  
PIN 2: white  
PIN 3: blue  
PIN 4: black

## Wiring Diagrams

